



Winton Motor Raceway

Round 2 : March 12 - 14



AUSTRALIAN SUPERSPORT CHAMPIONSHIP

Practice 2

Date: 12/03/21
Event: P09
Weather: Partly cloudy - Temp: 27.5C
Track: Dry - Temp: 42.5C


Started at: 12:52:01
Laps: 25 Min
Starters: 19
Printed at: 15:53


CLASSIFICATION

Pos	No	Name	Machine	Fastest Lap	On Lap	Behind Leader	Behind Prev
1	17	Broc PEARSON (QLD) / City2Surf Locksmith / YRD	Yamaha YZF-R6	1:22.571	14 of 15		
2	26	Tom EDWARDS (NSW) / Bikebiz / Inglis Plumbing	Yamaha YZF-R6	1:22.836	7 of 7	.265	.265
3	39	Scott NICHOLSON (VIC) / Traction Control M-sport / G. Williams Motorcycle Eng. / RST Moto / KYT	Yamaha YZF-R6	1:23.307	8 of 15	.736	.471
4	85	Ty LYNCH (SA) / Metcher Motorsport	Yamaha YZF-R6	1:23.414	13 of 16	.843	.107
5	68	Luke POWER (VIC) / PROWORX / Blayney M-c / Well Sprung M-c Suspension / Penrite Oil	Kawasaki ZX6R	1:23.859	7 of 7	1.288	.445
6	86	Dallas SKEER (SA) / Penrite Oils / Barry Francis M-c / Suzuki Aust. / Stefs Transport / Nolan Helmets	Suzuki GSXR	1:24.062	12 of 12	1.491	.203
7	127	Max STAUFFER (NSW) / MotoStars / RS+C / Doctor Mak / Yamaha / YRD / Motul / Pirelli	Yamaha YZF-R6	1:24.322	2 of 3	1.751	.260
8	42	Jack PASSFIELD (NSW) / Stay Upright Rider Training / MCC Security / Dmoto / GASD Suspension	Yamaha YZF-R6	1:24.452	6 of 8	1.881	.130
9	308	John LYTRAS (QLD) / Caboolture Yamaha / Peregrine / AGV / TCX / Pirelli / RK / Motul / YRD	Yamaha YZF-R6	1:24.612	12 of 15	2.041	.160
10	61	Rhys BELLING (VIC) / LXI Racing / The Grinning Dingo / Yamaha Aust. / YRD / Trilec Services	Yamaha YZF-R6	1:25.148	8 of 16	2.577	.536
11	28	Jack HYDE (NSW) / SSS Developments / YRD / Yamaha Aust. / Tony Hyde / WET4U Racefairings	Yamaha YZF-R6	1:25.290	15 of 16	2.719	.142
12	12	Joel TAYLOR (NSW) / JMT Civil	Yamaha YZF-R6	1:25.374	10 of 10	2.803	.084
13	74	Timothy LARGE (VIC) / RaceCenter / The Grinning Dingo / Ari Helmets / Coach Campbell	Yamaha YZF-R6	1:25.481	12 of 12	2.910	.107
14	46	Aidan HAYES (NSW) / Hayes Johnston Pty Ltd / Hayes Electrical / YRD / Sheppards Diesel	Yamaha YZF-R6	1:25.514	3 of 17	2.943	.033
15	96	Luke MITCHELL (NSW) / JNL Racing Yamaha	Yamaha YZF-R6	1:26.384	11 of 15	3.813	.870
16	10	Noel MAHON (VIC) / PROWORX / Blayney M-c / Well Sprung M-c Suspension / Penrite Oil	Kawasaki ZX6R	1:26.865	14 of 14	4.294	.481
17	58	Mitchell KUHNE (QLD) / Shark Leathers / Phresh Ink / Nolan/X-Lite Helmets / TCX Boots / Liqui Moly	Yamaha YZF-R6	1:28.639	10 of 15	6.068	1.774
18	23	Matthew LONG (TAS) / Reds M-cycle Repairs / Michelin / Reardons Maintenance	Yamaha YZF-R6	1:37.418	3 of 15	14.847	8.779
19	44	Tom BRAMICH (VIC) / Apex / The Bare Bird / Nolan / Ricondi	Yamaha YZF-R6	1:38.154	1 of 1	15.583	.736

Current qualifying record for SS class - 1:23.384 by Cru HALLIDAY (NSW) on a Yamaha YZF-R6 set on 08/09/18


Chief Timekeeper - Scott Lang


Race Director - Tom Williams


Clerk of Course - Paul Hinds



www.computime.com.au
COMPUTIME RACE TIMING SYSTEMS PTY LTD





Winton Motor Raceway

Round 2 : March 12 - 14



AUSTRALIAN SUPERSPORT CHAMPIONSHIP

Practice 2


Date: 12/03/21
 Event: P09
 Weather: Partly cloudy - Temp: 27.5C
 Track: Dry - Temp: 42.5C


Started at: 12:52:01
 Laps: 25 Min
 Starters: 19
 Printed at: 15:53

LAP TIMES

No	Name	Lap 1	Lap 2	Lap 3	Lap 4	Lap 5	Lap 6	Lap 7	Lap 8	Lap 9	Lap 10
23	Matthew LONG (TAS)	1:44.579	1:38.651	1:37.418	1:37.841	1:38.047	2:58.350	1:49.238	1:42.685	1:41.060	1:41.621
		10 1:40.623	1:38.964	1:39.510	1:40.098	1:40.065					
58	Mitchell KUHNE (QLD)	1:34.878	1:30.459	1:29.719	1:29.401	1:30.672	1:29.612	1:29.424	1:29.146	1:28.756	1:28.639
		10 3:40.133	1:40.066	2:42.475	1:35.959	1:28.744					
46	Aidan HAYES (NSW)	1:31.673	1:26.156	1:25.514	1:26.635	1:27.196	2:40.533	1:34.252	1:26.059	1:25.815	1:25.568
		10 1:25.720	1:26.672	1:26.755	1:26.190	1:27.303	1:27.617	1:27.218			
96	Luke MITCHELL (NSW)	1:38.530	1:31.011	1:29.005	1:27.022	1:26.906	3:29.899	1:39.657	1:27.616	1:29.088	1:26.704
		10 1:26.384	1:26.460	1:26.449	2:21.599	1:40.661					
61	Rhys BELLING (VIC)	1:31.587	1:28.436	1:25.363	1:25.422	1:25.478	1:25.613	1:25.326	1:25.148	3:11.708	1:36.108
		10 1:27.357	2:03.596	1:26.591	1:25.985	1:25.524	1:25.640				
28	Jack HYDE (NSW)	1:37.502	1:26.942	1:26.696	1:26.179	2:32.766	1:53.961	1:26.928	1:27.826	1:25.718	1:26.404
		10 1:26.688	1:25.618	1:33.627	1:25.291	1:25.290	1:26.598				
86	Dallas SKEER (SA)	1:32.835	1:25.685	1:25.643	1:24.528	1:24.826	1:24.387	7:12.556	1:31.214	1:25.061	1:24.229
		10 1:24.094	1:24.062								
127	Max STAUFFER (NSW)	1:31.838	1:24.322	1:26.179							
68	Luke POWER (VIC)	1:29.761	1:25.427	1:52.055	1:29.598	1:25.163	1:27.855	1:23.859			
10	Noel MAHON (VIC)	1:35.736	1:28.332	1:27.822	3:14.713	1:38.779	1:27.491	1:28.292	1:27.357	1:29.409	1:27.256
		10 1:37.155	3:06.394	1:33.909	1:26.865						
42	Jack PASSFIELD (NSW)	1:35.248	1:28.017	1:25.079	1:29.114	1:25.161	1:24.452	1:24.737	1:24.707		
308	John LYTRAS (QLD)	1:31.208	1:25.369	1:24.957	1:25.438	1:25.289	1:24.875	4:44.022	1:35.323	1:25.180	1:25.081
		10 1:24.939	1:24.612	1:24.637	1:25.000	1:24.995					
17	Broc PEARSON (QLD)	1:36.402	1:23.677	1:23.132	1:24.807	1:22.695	1:26.238	1:23.419	1:39.032	3:35.380	1:37.234
		10 1:24.515	1:28.583	1:24.364	1:22.571	1:25.527					
74	Timothy LARGE (VIC)	1:33.199	1:26.354	1:26.135	1:25.607	1:25.835	6:55.790	1:31.950	1:26.897	1:26.201	1:26.222
		10 1:28.745	1:25.481								
39	Scott NICHOLSON (VIC)	1:28.667	1:23.748	1:23.937	1:23.558	1:24.282	1:23.695	1:23.577	1:23.307	5:02.471	1:30.966
		10 1:24.481	1:23.817	1:24.849	1:24.021	1:23.723					
44	Tom BRAMICH (VIC)	1:38.154									
12	Joel TAYLOR (NSW)	1:35.312	1:27.505	1:26.590	1:26.278	1:25.870	4:25.572	1:33.616	1:26.113	1:25.384	1:25.374
85	Ty LYNCH (SA)	1:32.641	1:25.568	1:24.998	1:24.496	1:24.995	1:25.582	1:25.279	1:25.283	3:29.290	1:29.180
		10 1:23.958	1:24.737	1:23.414	1:23.889	1:24.389	1:24.950				
26	Tom EDWARDS (NSW)	2:13.746	1:31.266	1:23.894	1:23.773	1:25.971	1:23.367	1:22.836			


 Chief Timekeeper - Scott Lang


 Race Director - Tom Williams


 Clerk of Course - Paul Hinds





Winton Motor Raceway

Round 2 : March 12 - 14



AUSTRALIAN SUPERSPORT CHAMPIONSHIP

Practice 2

Date: 12/03/21
 Event: P09
 Weather: Partly cloudy - Temp: 27.5C
 Track: Dry - Temp: 42.5C

Started at: 12:52:01
 Laps: 25 Min
 Starters: 19
 Printed at: 15:53

SPLIT TIMES

Lap	Split 1	Split 2	Split 3	Split 4	Lap Time	Spd	Lap	Split 1	Split 2	Split 3	Split 4	Lap Time	Spd
23 Matthew LONG (TAS) (18th)							11	11.855	14.424	30.805	28.636	1:25.720	211
1	17.723	17.535	37.207	32.114	1:44.579 P		12	12.085	14.585	31.358	28.644	1:26.672	207
2	14.153	16.816	36.277	31.405	1:38.651	203	13	12.014	14.569	31.456	28.716	1:26.755	211
3	13.858	16.587	35.566	31.407	1:37.418	206	14	11.975	14.543	31.100	28.572	1:26.190	211
4	13.739	16.593	35.940	31.569	1:37.841	204	15	11.829	14.524	31.809	29.141	1:27.303	213
5	13.905	16.536	36.143	31.463	1:38.047	204	16	12.241	15.157	31.610	28.609	1:27.617	211
6	14.352	16.815	36.163	1:51.020	2:58.350	205	17	12.044	14.549	31.270	29.355	1:27.218	211
7	19.524	18.398	37.798	33.518	1:49.238 P		96 Luke MITCHELL (NSW) (15th)						
8	14.830	17.132	37.762	32.961	1:42.685	194	1	17.086	17.158	34.666	29.620	1:38.530 P	
9	14.393	17.096	37.154	32.417	1:41.060	198	2	12.194	15.193	34.418	29.206	1:31.011	207
10	14.487	17.513	36.893	32.728	1:41.621	196	3	12.176	14.790	32.931	29.108	1:29.005	209
11	14.672	17.156	36.765	32.030	1:40.623	199	4	11.995	14.641	31.836	28.550	1:27.022	209
12	14.409	16.872	35.937	31.746	1:38.964	199	5	11.976	14.618	31.640	28.672	1:26.906	209
13	13.855	17.122	36.064	32.469	1:39.510	204	6	12.667	15.372	33.455	2:28.405	3:29.899	210
14	14.436	17.259	36.558	31.845	1:40.098	189	7	17.340	15.618	34.677	32.022	1:39.657 P	
15	14.005	16.969	36.752	32.339	1:40.065	203	8	12.415	14.882	31.825	28.494	1:27.616	209
58 Mitchell KUHNE (QLD) (17th)							9	11.982	14.902	33.025	29.179	1:29.088	210
1	16.098	15.944	33.317	29.519	1:34.878 P		10	12.057	14.474	31.606	28.567	1:26.704	209
2	12.329	15.117	32.960	30.053	1:30.459	207	11	12.092	14.465	31.465	28.362	1:26.384	212
3	12.423	15.190	32.889	29.217	1:29.719	208	12	11.917	14.538	31.531	28.474	1:26.460	211
4	12.381	15.314	32.476	29.230	1:29.401	209	13	11.950	14.483	31.515	28.501	1:26.449	211
5	12.464	15.541	32.880	29.787	1:30.672	211	14	13.096	16.683	38.690	1:13.130	2:21.599	211
6	12.281	15.262	32.703	29.366	1:29.612	209	15	17.256	16.010	36.227	31.168	1:40.661 P	
7	12.148	15.250	32.878	29.148	1:29.424	210	61 Rhys BELLING (VIC) (10th)						
8	12.276	15.118	32.592	29.160	1:29.146	211	1	15.599	15.188	32.182	28.618	1:31.587 P	
9	12.162	15.016	32.393	29.185	1:28.756	210	2	11.767	14.463	32.778	29.428	1:28.436	207
10	12.167	15.056	32.521	28.895	1:28.639	212	3	11.763	14.322	31.149	28.129	1:25.363	208
11		43.570	35.747	2:20.816	3:40.133	211	4	11.631	14.263	31.256	28.272	1:25.422	209
12	21.061	15.747	34.147	29.111	1:40.066 P		5	11.688	14.447	31.220	28.123	1:25.478	209
13	12.220	15.160	32.177	1:42.918	2:42.475	211	6	11.772	14.392	31.002	28.447	1:25.613	209
14	18.915	15.620	32.186	29.238	1:35.959 P		7	11.742	14.535	30.977	28.072	1:25.326	208
15	12.133	15.179	32.339	29.093	1:28.744	211	8	11.633	14.346	30.825	28.344	1:25.148	210
46 Aidan HAYES (NSW) (14th)							9	11.824	16.498	34.925	2:08.461	3:11.708	209
1	15.230	15.488	32.146	28.809	1:31.673 P		10	18.263	15.023	32.834	29.988	1:36.108 P	
2	12.241	14.545	30.973	28.397	1:26.156	208	11	11.991	14.385	31.288	29.693	1:27.357	209
3	12.003	14.347	30.858	28.306	1:25.514	209	12	32.418	19.168	37.179	34.831	2:03.596	210
4	11.846	14.631	31.534	28.624	1:26.635	210	13	11.895	14.498	31.640	28.558	1:26.591	208
5	11.946	14.684	31.797	28.769	1:27.196	211	14	11.814	14.430	31.454	28.287	1:25.985	210
6	12.116	14.811	32.108	1:41.498	2:40.533	211	15	11.687	14.352	31.005	28.480	1:25.524	211
7	16.927	15.036	33.210	29.079	1:34.252 P		16	11.828	14.378	31.182	28.252	1:25.640	210
8	12.014	14.366	31.246	28.433	1:26.059	211	28 Jack HYDE (NSW) (11th)						
9	11.924	14.370	31.232	28.289	1:25.815	210	1	19.943	16.292	32.273	28.994	1:37.502 P	
10	11.813	14.411	31.009	28.335	1:25.568	211							

Scott Laing
 Chief Timekeeper - Scott Laing

Tom Williams
 Race Director - Tom Williams

Paul Hinds
 Clerk of Course - Paul Hinds





Winton Motor Raceway

Round 2 : March 12 - 14



AUSTRALIAN SUPERSPORT CHAMPIONSHIP

Practice 2

Date: 12/03/21
 Event: P09
 Weather: Partly cloudy - Temp: 27.5C
 Track: Dry - Temp: 42.5C

Started at: 12:52:01
 Laps: 25 Min
 Starters: 19
 Printed at: 15:53

SPLIT TIMES

Lap	Split 1	Split 2	Split 3	Split 4	Lap Time	Spd	Lap	Split 1	Split 2	Split 3	Split 4	Lap Time	Spd
2	12.108	15.085	31.287	28.462	1:26.942	209	1	16.906	15.909	33.468	29.453	1:35.736 P	
3	12.277	14.860	31.032	28.527	1:26.696	211	2	12.350	14.901	32.143	28.938	1:28.332	208
4	12.011	14.783	30.986	28.399	1:26.179	210	3	12.161	14.849	32.111	28.701	1:27.822	208
5	11.804	14.726	31.728	1:34.508	2:32.766	211	4	12.396	16.270	32.208	2:13.839	3:14.713	208
6	21.224	21.846	41.692	29.199	1:53.961 P		5	22.074	15.396	32.135	29.174	1:38.779 P	
7	12.011	14.714	31.627	28.576	1:26.928	210	6	12.362	14.776	31.694	28.659	1:27.491	209
8	11.890	14.852	32.355	28.729	1:27.826	211	7	12.167	15.595	31.918	28.612	1:28.292	211
9	11.741	14.635	30.956	28.386	1:25.718	210	8	12.173	14.739	31.822	28.623	1:27.357	208
10	11.812	14.567	31.086	28.939	1:26.404	209	9	12.619	15.111	32.900	28.779	1:29.409	207
11	11.738	15.455	31.327	28.168	1:26.688	210	10	12.225	14.679	31.691	28.661	1:27.256	209
12	11.946	14.542	30.750	28.380	1:25.618	211	11	12.892	15.708	39.335	29.220	1:37.155	209
13	12.696	16.254	35.238	29.439	1:33.627	211	12	12.157	14.803	31.983	2:07.451	3:06.394	210
14	11.730	14.509	30.674	28.378	1:25.291	211	13	17.856	15.235	32.011	28.807	1:33.909 P	
15	11.719	14.492	30.877	28.202	1:25.290	212	14	12.065	14.657	31.609	28.534	1:26.865	210
16	11.876	15.051	31.179	28.492	1:26.598	211							

42 Jack PASSFIELD (NSW) (8th)

1	16.989	32.850	29.284	1:35.248 P		
2	12.350	14.887	31.238	29.542	1:28.017	207
3	11.798	14.533	30.653	28.095	1:25.079	211
4	11.716	15.592	33.493	28.313	1:29.114	212
5	11.785	14.653	30.757	27.966	1:25.161	211
6	11.591	14.348	30.639	27.874	1:24.452	211
7	11.602	14.470	30.560	28.105	1:24.737	211
8	11.682	14.374	30.674	27.977	1:24.707	212

86 Dallas SKEER (SA) (6th)

1	17.012	15.303	31.944	28.576	1:32.835 P	
2	12.108	14.385	30.862	28.330	1:25.685	208
3	12.089	14.300	31.225	28.029	1:25.643	211
4	11.811	14.131	30.679	27.907	1:24.528	210
5	11.914	14.347	30.716	27.849	1:24.826	211
6	11.786	14.123	30.559	27.919	1:24.387	210
7	11.915	14.274	31.062	6:15.305	7:12.556	212
8	14.886	15.187	32.460	28.681	1:31.214 P	
9	11.902	14.328	30.855	27.976	1:25.061	209
10	11.753	14.143	30.560	27.773	1:24.229	211
11	11.738	14.126	30.502	27.728	1:24.094	211
12	11.570	14.070	30.484	27.938	1:24.062	212

308 John LYTRAS (QLD) (9th)

1	16.366	15.156	31.396	28.290	1:31.208 P	
2	12.017	14.411	30.868	28.073	1:25.369	214
3	11.828	14.558	30.575	27.996	1:24.957	214
4	12.011	14.607	30.640	28.180	1:25.438	216
5	11.929	14.535	30.717	28.108	1:25.289	215
6	11.798	14.490	30.567	28.020	1:24.875	215
7	12.597	18.867	32.031	3:40.527	4:44.022	213
8	18.183	15.711	32.824	28.605	1:35.323 P	
9	12.138	14.542	30.601	27.899	1:25.180	214
10	11.917	14.389	30.885	27.890	1:25.081	215
11	11.831	14.381	30.697	28.030	1:24.939	215
12	11.883	14.323	30.550	27.856	1:24.612	216
13	11.769	14.472	30.583	27.813	1:24.637	216
14	11.779	14.485	30.728	28.008	1:25.000	215
15	11.827	14.446	30.872	27.850	1:24.995	216

127 Max STAUFFER (NSW) (7th)

1	16.666	15.288	32.179	27.705	1:31.838 P	
2	11.829	14.156	30.649	27.688	1:24.322	220
3	11.834	14.444	31.906	27.995	1:26.179	220

68 Luke POWER (VIC) (5th)

1	15.095	14.871	31.549	28.246	1:29.761 P	
2	12.033	14.355	30.643	28.396	1:25.427	212
3	11.744	14.626	31.485	54.200	1:52.055	216
4	15.939	14.488	31.100	28.071	1:29.598 P	
5	11.930	14.230	30.465	28.538	1:25.163	214
6	11.932	14.166	31.226	30.531	1:27.855	214
7	11.646	14.111	30.323	27.779	1:23.859	216

17 Broc PEARSON (QLD) (1st)

1	20.095	15.993	32.420	27.894	1:36.402 P	
2	11.731	14.029	30.328	27.589	1:23.677	211

10 Noel MAHON (VIC) (16th)

Scott Laing
 Chief Timekeeper - Scott Laing

Tom Williams
 Race Director - Tom Williams

Paul Hinds
 Clerk of Course - Paul Hinds





Winton Motor Raceway

Round 2 : March 12 - 14



AUSTRALIAN SUPERSPORT CHAMPIONSHIP

Practice 2

Date: 12/03/21
 Event: P09
 Weather: Partly cloudy - Temp: 27.5C
 Track: Dry - Temp: 42.5C

Started at: 12:52:01
 Laps: 25 Min
 Starters: 19
 Printed at: 15:53

SPLIT TIMES

Lap	Split 1	Split 2	Split 3	Split 4	Lap Time	Spd	Lap	Split 1	Split 2	Split 3	Split 4	Lap Time	Spd
44 Tom BRAMICH (VIC) (19th)													
3	11.597	13.969	30.077	27.489	1:23.132	212	1	<u>16.429</u>	<u>16.789</u>	<u>35.977</u>	<u>28.959</u>	<u>1:38.154</u>	P
4	11.511	13.857	31.410	28.029	1:24.807	213							
5	11.440	<u>13.833</u>	30.061	<u>27.361</u>	1:22.695	213							
6	11.567	14.739	32.310	27.622	1:26.238	214	12 Joel TAYLOR (NSW) (12th)						
7	11.508	14.021	30.176	27.714	1:23.419	213	1	15.957	15.930	34.003	29.422	1:35.312	P
8	11.491	14.602	38.642	34.297	1:39.032	211	2	12.325	14.726	31.640	28.814	1:27.505	207
9	11.801	15.844	37.213	2:30.522	3:35.380	207	3	12.348	14.356	31.383	28.503	1:26.590	209
10	20.621	15.587	32.296	28.730	1:37.234	P	4	12.119	14.311	31.386	28.462	1:26.278	209
11	11.553	14.366	30.871	27.725	1:24.515	212	5	12.060	14.459	31.069	28.282	1:25.870	209
12	11.612	14.336	32.613	30.022	1:28.583	213	6	11.955	14.547	31.441	3:27.629	4:25.572	211
13	11.554	14.662	30.610	27.538	1:24.364	215	7	15.740	15.354	33.723	28.799	1:33.616	P
14	<u>11.388</u>	13.885	<u>29.917</u>	27.381	<u>1:22.571</u>	214	8	12.071	14.371	31.181	28.490	1:26.113	207
15	11.728	14.616	31.276	27.907	1:25.527	216	9	12.009	<u>14.157</u>	<u>30.962</u>	<u>28.256</u>	1:25.384	210
							10	<u>11.805</u>	14.236	30.983	28.350	<u>1:25.374</u>	211
74 Timothy LARGE (VIC) (13th)													
1	16.379	15.194	32.832	28.794	1:33.199	P	85 Ty LYNCH (SA) (4th)						
2	11.931	14.710	31.394	28.319	1:26.354	211	1	17.128	15.098	31.900	28.515	1:32.641	P
3	11.967	14.528	31.336	28.304	1:26.135	211	2	11.886	14.455	30.807	28.420	1:25.568	213
4	11.899	14.329	31.174	28.205	1:25.607	209	3	11.912	14.316	30.573	28.197	1:24.998	209
5	12.015	14.558	31.200	28.062	1:25.835	213	4	11.722	14.231	30.455	28.088	1:24.496	211
6	11.915	14.471	32.189	5:57.215	6:55.790	211	5	11.724	14.241	30.906	28.124	1:24.995	211
7	16.548	14.670	31.629	29.103	1:31.950	P	6	12.006	14.329	31.237	28.010	1:25.582	211
8	11.972	14.567	31.664	28.694	1:26.897	211	7	11.945	14.402	30.727	28.205	1:25.279	211
9	12.393	14.488	31.271	<u>28.049</u>	1:26.201	211	8	11.757	14.221	31.173	28.132	1:25.283	210
10	<u>11.823</u>	14.487	31.394	28.518	1:26.222	212	9	11.672	14.251	37.369	2:25.998	3:29.290	209
11	12.288	15.008	32.954	28.495	1:28.745	212	10	15.671	14.413	31.047	28.049	1:29.180	P
12	11.884	<u>14.235</u>	<u>31.112</u>	28.250	<u>1:25.481</u>	212	11	11.666	14.188	<u>30.100</u>	28.004	1:23.958	212
							12	11.515	14.172	30.487	28.563	1:24.737	212
39 Scott NICHOLSON (VIC) (3rd)													
1	15.010	14.525	31.190	27.942	1:28.667	P	13	<u>11.441</u>	14.177	30.134	<u>27.662</u>	<u>1:23.414</u>	216
2	11.623	14.000	30.306	27.819	1:23.748	212	14	11.555	<u>14.139</u>	30.281	27.914	1:23.889	212
3	11.601	<u>13.890</u>	30.513	27.933	1:23.937	213	15	11.455	14.266	30.695	27.973	1:24.389	213
4	11.634	13.970	<u>30.255</u>	27.699	1:23.558	213	16	11.616	14.345	31.196	27.793	1:24.950	212
5	11.596	13.946	31.013	27.727	1:24.282	214	26 Tom EDWARDS (NSW) (2nd)						
6	11.688	13.934	30.323	27.750	1:23.695	214	1	25.396	15.933	33.431	58.986	2:13.746	P
7	11.548	14.023	30.285	27.721	1:23.577	214	2	16.795	14.793	31.221	28.457	1:31.266	P
8	<u>11.514</u>	13.920	30.363	<u>27.510</u>	<u>1:23.307</u>	215	3	11.741	14.227	30.347	27.579	1:23.894	216
9	11.993	17.255	37.177	3:56.046	5:02.471	213	4	11.623	14.101	30.466	27.583	1:23.773	218
10	16.438	15.029	31.516	27.983	1:30.966	P	5	11.706	14.076	31.810	28.379	1:25.971	220
11	11.626	14.080	30.738	28.037	1:24.481	214	6	<u>11.445</u>	14.152	30.200	27.570	1:23.367	219
12	11.535	13.976	30.396	27.910	1:23.817	215	7	11.458	<u>14.019</u>	<u>29.937</u>	<u>27.422</u>	<u>1:22.836</u>	218
13	11.530	13.906	31.270	28.143	1:24.849	214							
14	11.703	14.079	30.534	27.705	1:24.021	213							
15	11.588	13.940	30.542	27.653	1:23.723	214							

Scott Laing
 Chief Timekeeper - Scott Laing

Tom Williams
 Race Director - Tom Williams

Paul Hinds
 Clerk of Course - Paul Hinds





Winton Motor Raceway

Round 2 : March 12 - 14



ASBK.COM.AU f t i y

AUSTRALIAN SUPERSPORT CHAMPIONSHIP

Practice 2

Date: 12/03/21
 Event: P09
 Weather: Partly cloudy - Temp: 27.5C
 Track: Dry - Temp: 42.5C

Started at: 12:52:01
 Laps: 25 Min
 Starters: 19
 Printed at: 15:53

FASTEST LAPS SEQUENCE

Race Time	No	Name	Machine	Fastest Lap	On Lap
1:43.534	46	Aidan HAYES (NSW)	Yamaha YZF-R6	1:31.673	1
1:53.212	61	Rhys BELLING (VIC)	Yamaha YZF-R6	1:31.587	1
1:57.566	68	Luke POWER (VIC)	Kawasaki ZX6R	1:29.761	1
2:38.144	39	Scott NICHOLSON (VIC)	Yamaha YZF-R6	1:28.667	1
3:09.690	46	Aidan HAYES (NSW)	Yamaha YZF-R6	1:26.156	2
3:22.993	68	Luke POWER (VIC)	Kawasaki ZX6R	1:25.427	2
3:23.216	127	Max STAUFFER (NSW)	Yamaha YZF-R6	1:24.322	2
3:46.299	17	Broc PEARSON (QLD)	Yamaha YZF-R6	1:23.677	2
5:09.431	17	Broc PEARSON (QLD)	Yamaha YZF-R6	1:23.132	3
7:56.933	17	Broc PEARSON (QLD)	Yamaha YZF-R6	1:22.695	5
23:18.269	17	Broc PEARSON (QLD)	Yamaha YZF-R6	1:22.571	14

Scott Laing
 Chief Timekeeper - Scott Laing

Tom Williams
 Race Director - Tom Williams

Paul Hinds
 Clerk of Course - Paul Hinds



www.computime.com.au
 COMPUTIME RACE TIMING SYSTEMS PTY LTD





Winton Motor Raceway

Round 2 : March 12 - 14



AUSTRALIAN SUPERSPORT CHAMPIONSHIP

Practice 2

Date: 12/03/21
 Event: P09
 Weather: Partly cloudy - Temp: 27.5C
 Track: Dry - Temp: 42.5C

Started at: 12:52:01
 Laps: 25 Min
 Starters: 19
 Printed at: 15:53

BEST PARTIAL TIMES

Pos	Split 1		Split 2		Split 3		Split 4		LAP		Ideal	Fastest
	Name	Time	Name	Time	Name	Time	Name	Time	Name	Time		
1	B. PEARSON	10.918	B. PEARSON	13.467	B. PEARSON	29.218	B. PEARSON	25.810	B. PEARSON	1:19.413	1:19.593	
2	A. HAYES	11.140	A. HAYES	13.517	A. HAYES	29.399	A. HAYES	25.962	A. HAYES	1:20.018	1:20.260	
3	R. BELLING	11.217	R. BELLING	13.572	R. BELLING	29.655	R. BELLING	26.182	R. BELLING	1:20.626	1:20.626	
4	J. HYDE	11.322	B. PEARSON	13.715	J. TAYLOR	29.742	J. HYDE	26.809	J. TAYLOR	1:21.732	1:21.797	
5	B. PEARSON	11.370	J. TAYLOR	13.724	B. PEARSON	29.775	J. TAYLOR	26.875	J. HYDE	1:21.737	1:22.142	
6	B. PEARSON	11.390	J. HYDE	13.753	T. EDWARDS	29.783	B. PEARSON	27.086	B. PEARSON	1:21.966	1:21.966	
7	J. TAYLOR	11.391	T. EDWARDS	13.804	J. HYDE	29.853	M. STAUFFER	27.191	T. EDWARDS	1:22.287	1:22.396	
8	T. EDWARDS	11.425	B. PEARSON	13.833	B. PEARSON	29.917	T. EDWARDS	27.275	B. PEARSON	1:22.481	1:22.571	
9	T. LYNCH	11.441	S. NICHOLSO	13.890	T. EDWARDS	29.937	B. PEARSON	27.361	T. EDWARDS	1:22.823	1:22.836	
10	T. EDWARDS	11.445	S. NICHOLSO	13.903	T. LYNCH	30.084	T. EDWARDS	27.422	M. STAUFFER	1:22.905	1:23.111	
11	M. STAUFFER	11.473	L. POWER	13.984	T. LYNCH	30.100	T. BRAMICH	27.436	S. NICHOLSO	1:23.169	1:23.307	
12	T. LYNCH	11.505	M. STAUFFER	14.002	S. NICHOLSO	30.200	J. LYTRAS	27.482	S. NICHOLSO	1:23.243	1:23.486	
13	S. NICHOLSO	11.514	T. EDWARDS	14.019	M. STAUFFER	30.239	S. NICHOLSO	27.510	T. LYNCH	1:23.342	1:23.414	
14	S. NICHOLSO	11.554	M. STAUFFER	14.021	J. LYTRAS	30.239	L. POWER	27.538	J. LYTRAS	1:23.447	1:23.641	
15	D. SKEER	11.561	L. POWER	14.031	S. NICHOLSO	30.255	S. NICHOLSO	27.586	T. LYNCH	1:23.546	1:23.634	
16	J. HYDE	11.566	T. LYNCH	14.040	J. HYDE	30.297	T. LYNCH	27.662	L. POWER	1:23.586	1:23.752	
17	D. SKEER	11.570	D. SKEER	14.070	L. POWER	30.323	D. SKEER	27.663	T. BRAMICH	1:23.774	1:23.964	
18	J. PASSFIELD	11.591	J. LYTRAS	14.104	L. POWER	30.362	M. STAUFFER	27.688	L. POWER	1:23.779	1:23.859	
19	T. BRAMICH	11.607	D. SKEER	14.106	D. SKEER	30.476	D. SKEER	27.728	D. SKEER	1:23.806	1:23.868	
20	J. LYTRAS	11.622	T. LYNCH	14.139	D. SKEER	30.484	L. POWER	27.779	D. SKEER	1:23.852	1:24.062	
21	R. BELLING	11.631	J. TAYLOR	14.157	T. BRAMICH	30.533	J. HYDE	27.790	J. HYDE	1:24.017	1:24.080	
22	L. POWER	11.646	T. LARGE	14.175	J. LYTRAS	30.550	J. LYTRAS	27.813	M. STAUFFER	1:24.187	1:24.322	
23	L. POWER	11.702	T. BRAMICH	14.198	J. PASSFIELD	30.560	J. PASSFIELD	27.874	J. PASSFIELD	1:24.373	1:24.452	
24	J. HYDE	11.719	J. TAYLOR	14.211	M. STAUFFER	30.649	T. LARGE	27.880	J. LYTRAS	1:24.455	1:24.612	
25	J. TAYLOR	11.750	T. LARGE	14.235	J. HYDE	30.674	T. LYNCH	27.917	T. LARGE	1:24.612	1:24.782	
26	T. LARGE	11.754	R. BELLING	14.263	J. PASSFIELD	30.697	T. LARGE	28.049	R. BELLING	1:24.791	1:25.148	
27	J. PASSFIELD	11.769	A. HAYES	14.313	A. HAYES	30.729	A. HAYES	28.063	A. HAYES	1:24.881	1:25.358	
28	J. LYTRAS	11.769	J. PASSFIELD	14.322	T. LARGE	30.803	R. BELLING	28.072	J. PASSFIELD	1:24.884	1:25.050	
29	A. HAYES	11.776	J. LYTRAS	14.323	A. HAYES	30.805	J. PASSFIELD	28.096	J. HYDE	1:25.053	1:25.290	
30	R. BELLING	11.777	A. HAYES	14.347	R. BELLING	30.825	L. MITCHELL	28.116	J. TAYLOR	1:25.180	1:25.374	
31	J. TAYLOR	11.805	R. BELLING	14.347	J. TAYLOR	30.962	J. HYDE	28.168	J. TAYLOR	1:25.180	1:25.328	
32	T. BRAMICH	11.807	J. PASSFIELD	14.348	J. TAYLOR	31.014	R. BELLING	28.168	T. LARGE	1:25.219	1:25.481	
33	A. HAYES	11.813	J. HYDE	14.364	R. BELLING	31.045	J. TAYLOR	28.205	A. HAYES	1:25.254	1:25.514	
34	T. LARGE	11.823	L. MITCHELL	14.398	L. MITCHELL	31.064	J. TAYLOR	28.256	R. BELLING	1:25.337	1:25.548	
35	M. STAUFFER	11.829	L. MITCHELL	14.465	T. LARGE	31.112	A. HAYES	28.289	L. MITCHELL	1:25.468	1:25.503	
36	L. MITCHELL	11.890	J. HYDE	14.492	N. MAHON	31.274	L. MITCHELL	28.362	L. MITCHELL	1:26.209	1:26.384	
37	L. MITCHELL	11.917	N. MAHON	14.567	L. MITCHELL	31.465	N. MAHON	28.474	N. MAHON	1:26.366	1:26.471	
38	N. MAHON	12.051	N. MAHON	14.657	N. MAHON	31.609	N. MAHON	28.534	N. MAHON	1:26.865	1:26.865	
39	N. MAHON	12.065	M. KUHNE	14.865	M. KUHNE	31.935	M. KUHNE	28.555	M. KUHNE	1:27.425	1:27.527	
40	M. KUHNE	12.070	M. KUHNE	15.016	M. KUHNE	32.177	M. KUHNE	28.895	M. KUHNE	1:28.221	1:28.639	

Scott Lang
 Chief Timekeeper - Scott Lang

Tom Williams
 Race Director - Tom Williams

Paul Hinds
 Clerk of Course - Paul Hinds





Winton Motor Raceway

Round 2 : March 12 - 14



AUSTRALIAN SUPERSPORT CHAMPIONSHIP

Practice 2

Date: 12/03/21
 Event: P09
 Weather: Partly cloudy - Temp: 27.5C
 Track: Dry - Temp: 42.5C

Started at: 12:52:01
 Laps: 25 Min
 Starters: 19
 Printed at: 15:53

BEST PARTIAL TIMES

Pos	Split 1		Split 2		Split 3		Split 4		LAP		Ideal	Fastest
	Name	Time	Name	Time	Name	Time	Name	Time	Name			
41	M. KUHNE	12.133	S. NICHOLSO	15.497	T. BRAMICH	32.522	T. BRAMICH	28.959	T. BRAMICH	1:28.818	1:38.154	
42	M. LONG	13.170	T. BRAMICH	15.530	M. KUHNE	32.674	M. LONG	30.516	S. NICHOLSO	1:33.331	1:33.370	
43	J. TAYLOR	13.244	S. NICHOLSO	15.561	S. NICHOLSO	32.741	M. LONG	31.405	S. NICHOLSO	1:33.369	1:33.605	
44	B. PEARSON	13.248	J. TAYLOR	15.601	S. NICHOLSO	32.787	S. NICHOLSO	31.729	J. TAYLOR	1:33.821	1:33.915	
45	S. NICHOLSO	13.254	B. PEARSON	15.652	J. TAYLOR	33.003	J. TAYLOR	31.868	J. TAYLOR	1:34.013	1:34.510	
46	S. NICHOLSO	13.259	J. TAYLOR	15.760	J. TAYLOR	33.035	S. NICHOLSO	31.872	M. KUHNE	1:34.073	1:34.646	
47	J. TAYLOR	13.317	M. KUHNE	15.809	B. PEARSON	33.727	J. TAYLOR	32.006	M. LONG	1:34.113	1:34.232	
48	M. KUHNE	13.364	M. LONG	16.028	M. LONG	34.399	M. KUHNE	32.226	B. PEARSON	1:35.089	1:35.601	
49	M. LONG	13.739	M. LONG	16.536	M. LONG	35.566	B. PEARSON	32.462	M. LONG	1:37.246	1:37.418	
50	T. EDWARDS	15.060	T. EDWARDS	16.901	T. EDWARDS	35.746	T. EDWARDS	36.454	T. EDWARDS	1:44.161	1:44.545	
51	L. POWER	15.506	L. POWER	17.817	L. POWER	36.727	L. POWER	37.067	L. POWER	1:47.117	1:47.971	
52	J. PASSFIELD	15.660	J. PASSFIELD	18.143	J. PASSFIELD	37.615	J. PASSFIELD	38.189	J. PASSFIELD	1:49.607	1:49.980	
53	A. HAYES	16.631	A. HAYES	18.917	A. HAYES	38.470	J. TAYLOR	39.518	A. HAYES	1:53.659	1:53.659	
54	J. TAYLOR	16.814	J. TAYLOR	19.442	J. TAYLOR	38.970	A. HAYES	39.641	J. TAYLOR	1:54.744	1:55.432	

Scott Lang
 Chief Timekeeper - Scott Lang

Tom Williams
 Race Director - Tom Williams

Paul Hinds
 Clerk of Course - Paul Hinds





Winton Motor Raceway

Round 2 : March 12 - 14



ASBK.COM.AU f t i y

AUSTRALIAN SUPERSPORT CHAMPIONSHIP


Practice 2

Date: 12/03/21
Event: P09
Weather: Partly cloudy - Temp: 27.5C
Track: Dry - Temp: 42.5C


Started at: 12:52:01
Laps: 25 Min
Starters: 19
Printed at: 15:53

RACE INFORMATION


Time	Description
12:52:01	Event Start
12:58:14	Rider 127 (Max STAUFFER) CRASHED TURN 7 - RESUMING
13:04:31	Rider 68 (Luke POWER) CRASHED TURN 8 - RESUMING
13:05:49	Rider 42 (Jack PASSFIELD) STOPPED TURN 5 - MECHANICAL
13:09:06	Track temps : Finish - 43.3 / Int 1 - 43.0 / Int 2 - 42.2 / Int 3 - 39.4
13:17:03	Chequered Flag
13:21:12	Event Finish



Chief Timekeeper - Scott Lang



Race Director - Tom Williams



Clerk of Course - Paul Hinds



www.computime.com.au
COMPUTIME RACE TIMING SYSTEMS PTY LTD

